

### News This Week

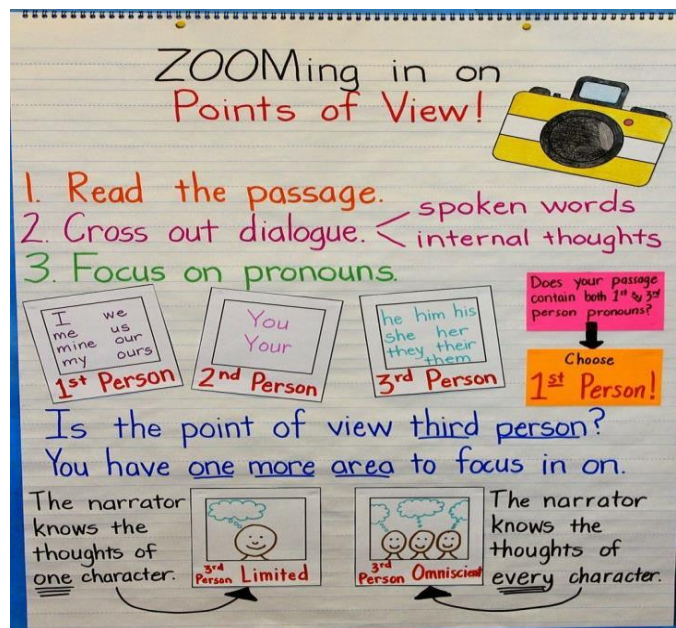
Dear Parents,

We encourage you to read with your child every night. Here are a few helpful tips to work with your child at home. Please remember that no formal homework will be sent home these are just helpful ideas for you to practice with your child.

### Language Arts

**Reading:** Students will be working on comparing different points of view in a story. Students will be identifying the three different types of point of view. Students will be identifying the key words to describe the different types of point of view. First person point of view is when the character is talking with “ I, me, mine, we, us, our or ours.” Second Person Point of View is using “ you or your.” Third person point of view is when they use “ he, she, they, him, his, her, their, or them.”

Point of View Game: <https://www.quia.com/rr/665547.html>



**Spelling:** The spelling words for this week are: car, dark, arm, star, park, yard, party, hard, farm, start, part, and spark.

**Phonics:** This week we will work on words with ar.

<http://www.galacticphonics.com/othervowels/ar/interactive/arspell/arspell.htm>

**Grammar:** We will be working on commas and apostrophes.



























<https://www.education.com/games/punctuation/>

**Writing:** We will be completing our penguin writing book. Students will be adding their nonfiction text features to their penguin book.

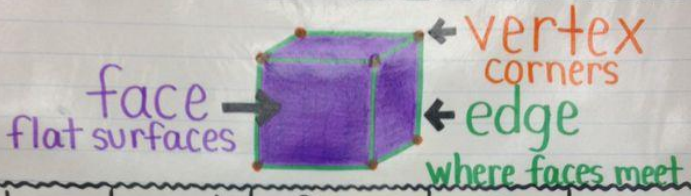
**Math** We will be working on identifying 2-d and 3-d shapes. Students will be identifying the angles, vertices, edges, and sides of a shape.

2-D and 3-D Shapes Game:

<https://www.education.com/game/2d-3d-shapes/>

Shape	Sides	Vertices	Looks like...
 Square	4 <sup>*All the same length</sup> sides	4 vertices	   T.V. Computer spongebob
 Triangle	3 sides	3 vertices	   pizza tree roof
 Circle	0 Sides	0 Vertices	   clock ball sun
 Rectangle	4 <sup>*2 short sides *2 long sides</sup> Sides	4 Vertices	   Door flag Table
 Rhombus	4 <sup>*All the same length</sup> sides	4 vertices	  kite diamond ring
 Ellipse	0 sides	0 vertices	   Watermelon egg pool
 Hexagon	6 <sup>*All sides the same length</sup> sides	6 vertices	  bee hive

# 3D SHAPES



shape	example	faces	vertices	edges
		1	1	0
		0	0	0
		6	8	12
		6	8	12
		2	0	0
		5	5	8

noise

le

## Science and Social Studies

**Science** – We will be starting Chapter 4 Different types of habitats. Students will be looking at comparing and contrasting different types of habitats students will focus on comparing and contrasting woodland and rainforests.

**Social Studies** – We will be finishing where I am on a map. We will also be describing the different types of communities I live in such as rural, suburban or urban. Students will be building their own rural, suburban, and urban community please make sure they have a cardboard box or shoebox.

