

**3<sup>rd</sup> Grade Newsletter**  
**February 10<sup>th</sup> – 14<sup>th</sup>, 2019**

**ENGLISH LANGUAGE ARTS**

*Aero Standards*

- ✓ RI.3.3 – Identify the cause and effect of events in a text.
- ✓ RI.3.8 – Text structure

This week we are finishing studying cause and effect and taking our test on Tuesday. We will then start learning about the three different types of text structures that authors can use: cause/effect, compare/contrast, and sequence.






*Links to help study:*

About text structure:

[https://learnzillion.com/lesson\\_plans/5384-use-text-structure-to-organize-and-comprehend-new-information/](https://learnzillion.com/lesson_plans/5384-use-text-structure-to-organize-and-comprehend-new-information/)

Practice identifying text structures:

<https://www.ixl.com/ela/grade-3/identify-text-structures>

Nonfiction Text Structure		
<b>Description</b>	Is this describing something?	 <ul style="list-style-type: none"> <li>• for instance</li> <li>• for example</li> <li>• another</li> </ul>
<b>Sequence</b>	Is this telling me the order of events?	 <ul style="list-style-type: none"> <li>• Dates in order (1912, 1915, 1917)</li> <li>• before</li> <li>• after</li> <li>• finally</li> </ul>
<b>Compare &amp; Contrast</b>	Is this explaining how things are alike and different?	 <ul style="list-style-type: none"> <li>• similar</li> <li>• both</li> <li>• also</li> <li>• different</li> <li>• however</li> <li>• whereas</li> </ul>
<b>Problem &amp; Solution</b>	Is this telling how a problem was solved?	 <ul style="list-style-type: none"> <li>• problem</li> <li>• solution</li> <li>• solve</li> <li>• dilemma</li> </ul>
<b>Cause &amp; Effect</b>	Is this explaining why something happened?	 <ul style="list-style-type: none"> <li>• because</li> <li>• reason</li> <li>• therefore</li> <li>• as a result</li> <li>• since</li> <li>• consequently</li> <li>• due to</li> </ul>

**Spelling Words:** This week's words are focused on vowels followed by the /r/ sound.

- |           |             |
|-----------|-------------|
| 1. Horse  | 8. North    |
| 2. Mark   | 9. Barking  |
| 3. Storm  | 10. Stork   |
| 4. Market | 11. Thorn   |
| 5. Acorn  | 12. Forest  |
| 6. Artist | 13. Chore   |
| 7. March  | 14. Restore |

Here are some fun ways to learn and practice the spelling words at home!

<https://teachmama.com/fun-ways-to-learn-spelling-words/>

## WRITING

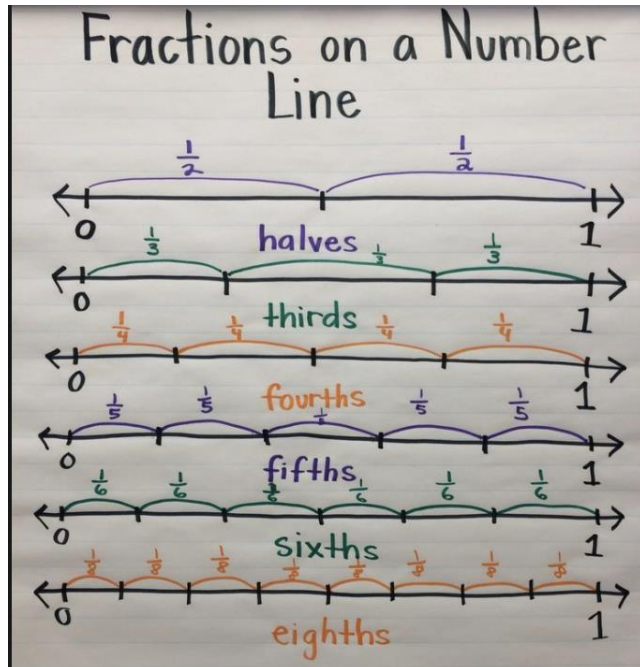
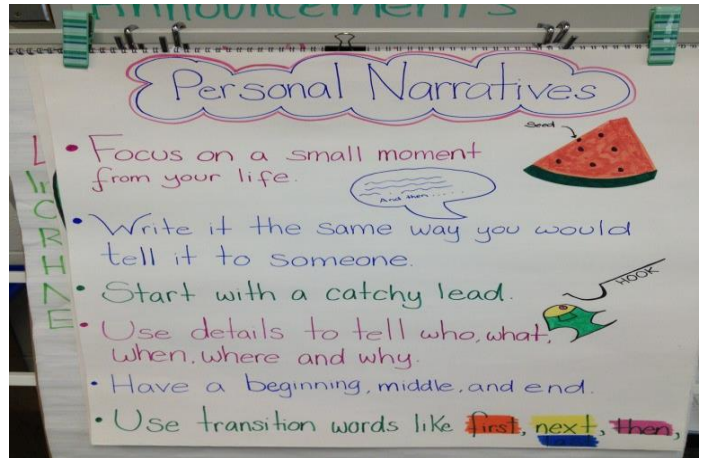
### Aero Standard

- ✓ W.3-Write a personal narrative.

This week we are developing a personal narrative which is a true story about something that happened to the writer. Your students will begin writing their rough drafts.

Example of an outstanding narrative writing:

<https://k12.thoughtfullearning.com/studentmodels/grandpa-chaz-and-me>



## MATH

### Aero Standards:

- ✓ NF.2 – Fractions on a number line

This week students will learn how to show a fraction on a number line.

Links to help study:

How do you identify a fraction on a number line?:

<https://www.khanacademy.org/math/arithmetic/fraction-arithmetic/arith-review-fractions-on-the-number-line/v/fractions-on-a-number-line>

Practice:

<https://www.ixl.com/math/grade-3/identify-fractions-on-number-lines>

## **SOCIAL STUDIES**

### ***Aero Standards:***

- ✓ 4.5a – Students can compare and contrast different regions and people;

We will start studying the regions within the middle east.



## **Announcements!**

- ◇ We will have our cause and effect comprehension test on February 12<sup>th</sup>.
- ◇ Spelling test will be on Thursday.
- ◇ Please remember to practice your multiplication math facts with your students at home. Students can make their own flashcards and use them to practice!

Thank you for all of your support and hard work!

Your Grade 3 Team,

Mr. Naaim, Ms. Gretell, Mrs. Adela, Ms. Angela, Ms. Melissa, Ms. Shelby, Mr. Courtney, and Ms. Ashley