



Our 1st Grade Classroom News

Week of March 17th-21st

Ms. Casie (1-1), Ms. Sharon(1-2), Ms. Jackie(1-3), Ms. Felicia(1-4), Ms. Charlotte(1-5), Ms. Asha(1-6), Ms. Briza (1-7), Ms. Sinthu (1-8)

Reading/ ELA

- Identify the reasons an author gives to support points in the text
- Sight words scoops: List 6

Authors give REASONS to support their points.
Look for words like SHOULD or NEED TO or words like GOOD or BAD.
Ask, "What is the author telling me to do, think or believe?"

Find their CLAIM or POINT- what they say is true.

Find the REASONS that they give to make you believe, understand, or do what they said.

© AMY NEWMAN, 2017 R11

Spelling Words:

1. cooking
2. sound
3. done
4. named
5. four
6. clown
7. winter
8. saw
9. didn't
10. forgetful

Authors Give REASONS to support their POINT

Kangaroos

Kangaroos' big tails help them move.

Kangaroos push down with their tails and hop up with their back legs.

The reason why kangaroos' tails help them move is because they can push down with them and hop up with their back legs.

The reason why _____ is because _____.

Author's Point of View

• Authors usually feel a certain way about their topic.

• Pay attention to clues about the author's point of view.

• Think and ask yourself: do you agree or disagree with the author's point of view?

Point of View
Think about the nonfiction article or book you just read. Use that information to answer the questions below.

Title _____

How does the author feel about _____?


How do you know?

Clue # 1	Clue # 2	Clue # 3
----------	----------	----------

Do you agree or disagree with the author's point of view? Explain your reasoning.

© 2014 Linda Ward Beech, Teaching with a Mountain View of Learning

Read any non-fiction book and complete this graphic organiser.




Math

- Tell and write time in hours and half-hours

TELLING TIME

STEP 1:


Hour Hand



- Look at small hand
- Look at the LAST number the hand passed
- Do not pass the hour hand

STEP 2:

Minute Hand




- Look at big hand
- Start at the top and count by 5's
- If it's on the 12, just say o'clock!

Watch video:
Time:
<https://www.youtube.com/watch?v=r-rayvaGIuMY>

Print out this clock and laminate to keep for future use:

Name: _____ Score: _____
Teacher: _____ Date: _____



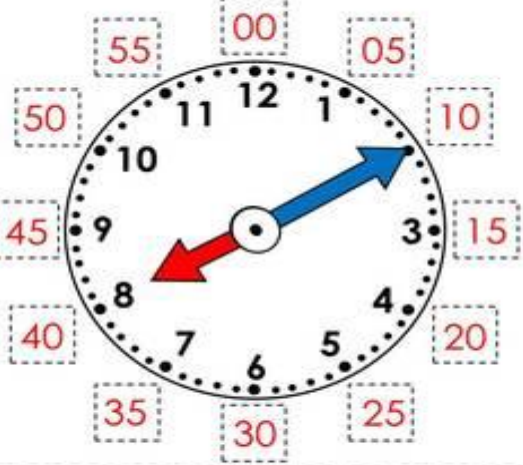
Math-Add-Ed.com

Practice:

Name: _____ Date: _____

Time to the Nearest 5 Minutes

Directions: Cut and paste the minutes around the clock in the correct order. Attach the hour hand and minute hand to the center of the clock using a broad fastener.









00	05	10	15	20	25
30	35	40	45	50	55

Fill in the time shown on the clock:

Name: _____ Date: _____

Telling time Worksheet

Write the time.

<p>1 a.</p>  <p>_____ : _____</p>	<p>1 b.</p>  <p>_____ : _____</p>
<p>2 a.</p>  <p>_____ : _____</p>	<p>2 b.</p>  <p>_____ : _____</p>
<p>3 a.</p>  <p>_____ : _____</p>	<p>3 b.</p>  <p>_____ : _____</p>

Copyright © Houghton Mifflin Harcourt Publishing Company. All rights reserved. Permission is granted to copy this worksheet for any number of students for non-commercial use. Do not distribute or repost, back, or any such material without permission.

Science

- Rocks and Minerals

Watch:

<https://www.youtube.com/watch?v=jjCEWkCiZ9M>

Social Studies

- Personal Hygiene

Watch:

<https://www.youtube.com/watch?v=NoxdS4eXy18>

Extras

- Practice worksheets: <https://www.ixl.com>
- Every MONDAY is pizza day. Pizza is 500 fills a slice.
- **Important:** After school tutoring has ended, it will resume after spring break.
- Reading assessment- March 21st (Thursday)
- Birthday Celebrations- March 20th (Wednesday)
- Please let us know if you have any questions or concerns. We are more than happy to help ☺ !!