

News This Week

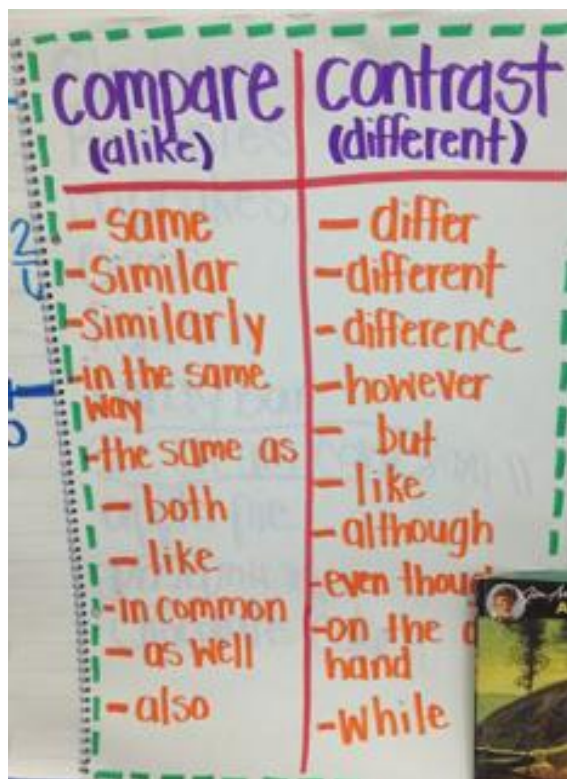
Dear Parents,

We encourage you to read with your child every night. Here are a few helpful tips to work with your child at home. Please remember that no formal homework will be sent home these are just helpful ideas for you to practice with your child.

Language Arts

Reading: Students will review and test on author's purpose. This means why did the author write the story. Students will then begin a unit on comparing and contrasting nonfiction texts. Students will be using stories they are given to pull out important facts from the story and compare and contrast the story.

Ways to help at home: Have your child pick two stories. Have them use a Venn Diagram. First have them pull out important facts then have them write the similarities and differences between the two stories.



Spelling: The spelling words for this week are: helpful, sadly, hopeful, thankful, slowly, wishful, kindly, useful, safely, painful, mouthful, weakly.

Phonics: This week we will be working on adding suffixes -ful and -ly.

<https://www.turtlediary.com/game/suffix.html>


Grammar: We will be working on adding suffixes -ful and -ly.

<http://www.funenglishgames.com/grammargames/prefixsuffix.html>

Writing: We will be working on completing persuasive writing. Students will be working on writing their own persuasive writing letters. They will be using reasoning and proof to prove why they should be allowed to have an animal.

Math: Students will be working on telling time to the nearest hour and half hour. Students will be practicing reading a clock using the hour and the minute hand. Begin talking with your child about what time is it for dinner? What time is it to go to bed? Have them use their own clock to make it everyday fun practice.

Parts of the Clock




Hour Hand:
Is the short hand.
It is the FIRST hand you read.
You read the number it is pointing at.


Minute Hand:
Is the longhand. It is the second hand you read.
You count by 5's for this number.

The Clock Song

The hands on the clock go round and round,
round and round, round and round.
The hands on the clock go round and round.
To tell us the time.






The short hand on the clock goes from number to number, number to number, number to number.



The short hand on the clock goes from number to number to tell us the hour.

The long hand on the clock, goes around by fives, around by fives, around by fives.

The long hand on the clock goes around by fives.
To tell us the minutes.



Science and Social Studies

Science – We will be discussing what are the parts of the earth and what is the earth made up of? Students will discuss the three layers of the earth and how much of the earth is made up of oceans and land.

Social Studies – Students will be working on creating and building their own landforms in the classroom. They will be thinking about what makes up each type of landform and what that specific type of landform should look like.

